



URBANTOP

A continental look for less

Brochure & Product Guide

July 2018

URBANTOP CO-ORDINATED WORKTOPS

It's all in the detail...

Our exciting new range of laminate worktops offers great value and a choice of attractive features:

REALISTIC 'WOODEN EFFECT' FINISHES

Our woodgrain finishes emulate the look and feel of real wood. Using specially developed 'Butchers Block' worktop edging we have re-created the natural 'End Grain' look of solid wood adding value and style to your kitchen design.

CABINET 'MATCHING' FINISHES

Our range has been carefully selected to match with popular cabinet finishes. It is now possible to choose the same finish for both worktop and cabinets, producing a blended and co-ordinated design. Match your choice with a contrasting cabinet front to produce an on-trend 'continental' look.

ENCASED 'MATCHING' END PANELS

Using the selection of panels offered by UrbanTop it is possible to produce up to the minute designs such as the encased 'Goal Post' effect that is particularly attractive when combined with feature islands or peninsular units.

SHELVING

Create an eclectic or un-fitted design using shelving available in the same matching finishes.



We recognise that we have a vital role in helping to protect the local and global environment and are proud to use a wide range of sustainable products throughout the production process. All products are FSC® certified.

URBANTOP SPECIAL FEATURES...

BUTCHERS BLOCK



To create an authentic 'real wood' look we have developed an 'End Grain' effect edging we call Butchers Block that is applied to the worktops at both ends giving the impression of real timber. It is this attention to detail that distinguishes and elevates the UrbanTop range. Butchers Block edging is available for all our woodgrain finishes.



Nautic Oak



Natural Oak



Tobacco Oak



Springfield Light Oak



Springfield Dark Oak



Oak Light



Oak Dark



Oak Grey



Oak Deep



Grey Bardolino Oak



Truffle Bardolino Oak



Lancaster Oak

CO-ORDINATE WORKTOPS WITH DOORS, CABINETS AND PANELLING

Decisions, decisions! Avoid the problem of having to choose a different worktop, cabinet, backsplash, etc. Co-ordinate a stylish look by choosing one finish and contrast it with your favourite choice of cabinet fronts.



BREAKFAST BAR

Breakfast Bar worktops are available in all 15 finishes. Available in two depths providing extra style and practicality in your dining and living space.



UPSTANDS

Our matching upstands offer a stylish and cost effective alternative to tiling, producing a seamless finish with the worktop and creating a perfect base for your preferred wall treatment. Combine upstands with a backsplash to enhance feature extractors and hobs as illustrated.



BACKSPLASH

A matching backsplash is an attractive alternative to more traditional forms of wall finish. Easily cleanable and with a robust surface our selection of 15 matching backsplashes will blend perfectly with all other UrbanTop components in the design.



SHELVING

There is a growing trend towards having feature display areas in your kitchen. UrbanTop allows you to perfectly match the shelving with worktops by using the same finish, in order to create a perfectly co-ordinated look. By using 19 or 38mm panels which create an understated, stylish look in your kitchen.



END PANELS

Using the selection of panels offered by UrbanTop it is possible to produce up to the minute designs such as the encased 'Goal Post' effect that is particularly attractive when combined with feature islands or peninsular units.





NATURAL OAK & WHITE MATT

This contemporary yet characterful worktop surface gives the authentic look of solid wood. Improvements in technology and design combined with our butchers block 'End Grain' edging makes it almost impossible to tell that this worktop is not real wood.

Worktop Finish:

Natural Oak

Finish applied also to plinth, cabinets, stools, shelves & backsplash.

Door Finish:

White Matt



Upstand



Breakfast Bar



**OAK LIGHT &
CASHMERE MATT**

This worktop creates a natural sandy tone which complements softer cabinet door colours in earthy tones. An authentic real wood look is enhanced by using end panels to produce the contemporary 'Goal Post' design.

Worktop Finish:
Oak Light

Finish applied also to plinth, cabinets, shelves & backsplash.

Door Finish:
Cashmere Matt



Butchers Block Edging



Goal Post End Panel



TOBACCO OAK & CASHMERE GLOSS

The combination illustrated here contrasts clean and modern cabinet fronts which are framed with characterful worktops to provide the charm and comfort of a rustic real wood look.

Worktop Finish:
Tobacco Oak

Finish applied also to plinth, cabinets stools, shelves & backsplash.

Door Finish:
Cashmere Gloss



Backsplash



Shelving



NAUTIC OAK & PUMICE MATT

The Nautic Oak worktop creates a clean Scandinavian feel. This image illustrates the simplicity of co-ordinating cabinet, worktop and backsplash in a strong characterful woodgrain, combined with a soft neutral cabinet front to create a modern European look.

Worktop Finish:
Nautic Oak

Finish applied also to plinth, cabinets, shelves & backsplash.

Door Finish:
Pumice Matt



Matching Cabinet Panelling



Goal Post End Panel



SPRINGFIELD DARK OAK & WHITE SHAKER

The Springfield Dark Oak worktop creates the look and charm of real wood. This, along with our Butchers Block 'End Grain' edging, makes it almost indistinguishable from real wood.

Worktop Finish:
Springfield Dark Oak

Finish applied also to plinth, cabinet & backsplash.

Door Finish:
White Shaker



Matching Cabinet Panelling



Butchers Block Edging



MINERAL SILVER & DUST GREY SHAKER

This subtle concrete effect worktop surface creates a modern, up to date feel, contrasting perfectly with the shaker style door in Dust Grey.

Worktop Finish:

Mineral Silver

Finish applied also to plinth, cabinet & backsplash.

Door Finish:

Dust Grey Shaker



Backsplash



Matching Cabinet Panelling

URBANTOP FINISHES



Mineral Silver



Mineral Anthracite



Concrete



Nautic Oak



Natural Oak



Tobacco Oak



Springfield Light Oak




Springfield Dark Oak



Oak Light



Oak Dark



Oak Grey



Oak Deep



Grey Bardolino Oak



Truffle Bardolino Oak



Lancaster Oak

Please note: Due to photographic & printing processes some colours may not be a true representation of the product. Please see sample for actual colour and finish.

TECHNICAL INFORMATION

Worktop Specifications

Number of finishes	15
Thickness	38mm
Widths	1500 & 3000mm
Standard Depths	600 & 640mm
Breakfast Bar Depths	940 & 1200mm
Edging Thickness	1.5mm Edged all round
Edging Finish Width	Linear Grain
Edging Finish Depth	Butchers Block End Grain
Worktop Finish	Top face only

Cut & Edged Worktop Specifications

Number of finishes	15
Thickness	38mm
Width	Up to 3000mm
Depth	Up to 1200mm
Edging Finish Width	Linear Grain
Edging Finish Depth	Butchers Block End Grain
Worktop Finish	Top face only

Upstand Panel Specifications




Number of finishes	15
Thickness	19mm (18mm Concrete)
Width	2700mm
Height	110mm
Edging Thickness	1mm Edged all round
MFC Panel Finish	Both Faces

End Panel Specifications (for use with shelving and backsplash)

Number of finishes	15
Thickness	19 & 38mm (18 & 36mm Concrete)
Height	720, 870, 900, 2300mm
Depth	320, 600, 640, 940, 1200mm
Cut & Edged Height	Up to 2600mm
Cut & Edged Depth	Up to 1200mm
MFC Panel Finish	Both Faces







WORKTOPS

	ORDER CODE	DIMENSIONS W D		PRICE (excluding VAT)
<p>STANDARD WORKTOP 38mm Thick 1500mm & 3000mm Lengths</p> <p>Supplied edged to all 4 sides</p>  <p>600 Deep WT 60/15/38 WT 60/30/38</p> <p>640 Deep WT 64/15/38 WT 64/30/38</p> <p>Please note: Worktop finished top face only. Edged with 1.5mm ABS on all 4 sides. Woodgrain worktops supplied with butchers block edging on ends. Plain worktops are supplied with 1.5m of additional edging. Woodgrain worktops are supplied with 1.5m of additional butchers block edging.</p>		1500 3000	600 600	£154 £274
<p>BREAKFAST BAR WORKTOP 38mm Thick 1500mm & 3000mm Lengths</p> <p>Suitable for peninsula and island runs Supplied edged to all 4 sides</p>  <p>940 Deep WT 94/15/38 WT 94/30/38</p> <p>1200 Deep WT 120/15/38 WT 120/30/38</p> <p>Please note: Worktop finished top face only. Edged with 1.5mm ABS on all 4 sides. Woodgrain worktops supplied with butchers block edging on ends. Plain worktops are supplied with 1.5m of additional edging. Woodgrain worktops are supplied with 1.5m of additional butchers block edging.</p>		1500 3000	940 940	£254 £447
<p>CUT & EDGED WORKTOP 38mm Thick Made To Measure for Special Sizes</p>  <p>Please state width and depth. Width A = up to maximum - 3000mm Depth B = up to maximum - 1200mm</p> <p>Supplied edged to all 4 sides. The grain in woodgrain finishes runs parallel to the width A.</p> <p>Please note: Not suitable for vertical panels. Worktop finished top face only. Edged with 1.5mm ABS on all 4 sides. Woodgrain worktops supplied with butchers block edging on ends (B).</p>	MMWT/38 Price per sq. metre	Please state width A up to:	Please state depth B up to:	£212










END PANELS AND CUT & EDGED MATERIALS

	ORDER CODE	DIMENSIONS H D		PRICE (excluding VAT)
<p>END PANELS 19mm Thick (Concrete finish supplied 18mm)</p>  <p>Panel finished both faces Linear grain edging all round. Not drilled or grooved. The grain in woodgrain finishes runs parallel to the height.</p> <p>Planning note: These panels extend 20mm beyond the door front. Hinged units with internal drawers should not be planned against this item due to restricted door opening access for the hinges.</p>	<p>Base MB 900/60/19 MB 900/64/19</p> <p>Island MB 870/60/19 MB 870/64/19 MB 870/94/19 MB 870/120/19</p> <p>Wall MW 720/32/19</p> <p>Tall MT 2300/60/19</p>	900 900	600 640	£36 £37
<p>END PANELS 38mm Thick (Concrete finish supplied 36mm)</p>  <p>Panel finished both faces 38mm panels are constructed with 2 x 19mm panels.</p> <p>If cutting/scribing panels screw together to avoid gapping. Linear grain edging all round. Not drilled or grooved. The grain in woodgrain finishes runs parallel to the height.</p> <p>Planning note: These panels extend 20mm beyond the door front. Hinged units with internal drawers should not be planned against this item due to restricted door opening access for the hinges.</p>	<p>Base MB 900/60/38 MB 900/64/38</p> <p>Island MB 870/60/38 MB 870/64/38 MB 870/94/38 MB 870/120/38</p> <p>Wall MW 720/32/38</p> <p>Tall MT 2300/60/38</p>	900 900	600 640	£70 £72
<p>CUT AND EDGED PANELS 19mm Thick (Concrete finish supplied 18mm) Made To Measure for Special Sizes</p>  <p>Suitable for shelving, backsplash and panelling Supplied edged to all 4 sides</p> <p>Please state height and width. Height A = up to maximum - 2600mm Depth B = up to maximum - 1200mm</p> <p>Linear grain edging all round. Panel finished both faces. The grain in woodgrain finishes runs parallel to the height A. MFC 32mm extra panel edging is supplied pre-glued.</p>	<p>19mm MFC MM/19 Price per sq. metre</p> <p>Extra Edging APGET 32 Price per metre</p>	Please state height A up to:	Please state depth B up to:	£98
<p>CUT AND EDGED PANELS 38mm Thick (Concrete finish supplied 36mm) Made To Measure for Special Sizes</p>  <p>Suitable for shelving and panelling Supplied edged to all 4 sides</p> <p>Please state height and width. Height A = up to maximum - 2600mm Depth B = up to maximum - 1200mm</p> <p>Linear grain edging all round. Panel finished both faces. 38mm panels are constructed with 2 x 19mm panels. If cutting/scribing panels screw together to avoid gapping. The grain in woodgrain finishes runs parallel to the height A.</p>	<p>38mm MFC MM/38 Price per sq. metre</p>	Please state height A up to:	Please state depth B up to:	£176



UPSTAND, EDGING & JOINTING

	ORDER CODE	DIMENSIONS W H		PRICE (excluding VAT)
<p>UPSTAND PANEL 19mm Thick (Concrete finish supplied 18mm)</p>  <p>Edged all round. Panel finished both faces. Supplied with 1m of additional pre-glued edging. Planning note: It is important to use a sealant to seal the joint between the worktop and the upstand.</p>	WTU 11	2700	110	£31
<p>EXTRA WORKTOP EDGING 42mm in Matching Worktop Colour</p>  <p>Butchers Block End Grain Linear Grain</p> <p>Grain Direction</p>   <p>Linear Grain Butchers Block End Grain</p> <p>Price per metre 42mm x 1.5mm ABS worktop edging is supplied unglued. Butchers Block edging suitable for woodgrain worktop return sides.</p>	<p>Plain colour A UGABSP 42</p> <p>Linear Grain A UGABSL 42</p> <p>Butchers Block End Grain A UGABSB 42</p>	42	42	£3
<p>WORKTOP EDGING ADHESIVE 250ml Tin</p> 	Edging Adhesive WEA 250			£23
<p>WORKTOP JOINTING KIT</p>  <p>Kit includes: 2 worktop jointing bolts and adhesive.</p>	Worktop Jointing Kit WB KIT			£9
<p>OVEN HEAT DEFLECTORS</p> <p>Built Under Oven</p>  <p>Supplied in silver/grey finish. Supplied loose. Consists of two side profiles only.</p> <p>Single & Double Oven</p>  <p>Supplied in silver/grey finish. Supplied loose. Consists of two sides and lower profile.</p>	<p>Built Under Oven Heat Deflector AHDB603</p> <p>Single Oven Heat Deflector AHD5634</p> <p>Double Oven Heat Deflector AHD5896</p>			£18

Please note: We recommend the use of Heat Deflector Plates above built-under ovens and dishwashers.

SPECIFICATION DETAILS

DURABILITY

Our laminate surfaces are designed to withstand the stresses & strains of daily life, due to their high resistance against scratches and impact. Compared to real timber, our worktops are less prone to fading and changes after being exposed to direct sunlight. They are incredibly easy to look after, and unlike solid wood or stone surfaces, require minimal maintenance or repair.

STAIN RESISTANCE

To remove those hard stains such as red wine and coffee, simply use a damp cloth & mild surface cleaner to easily remove in minutes.

IMPACT RESISTANCE

Every now and then, items stored away in cupboards can fall onto the surfaces. Our high density worktops are designed to withstand the impact of such items.

HEAT RESISTANCE

Urbantop worktops have been rigorously tested against surface temperatures of up to 180 degrees and are designed to cope with the daily demands of a busy kitchen. We do however recommend the use of heat deflector plates above all built under ovens and dishwashers to protect the underside of the worktop surface.

ABS EDGING

All our worktops are edged in a 1.5mm thick squared ABS Edging which gives an attractive slender authentic look making it perfect for any room. ABS Edging is highly durable and robust and offers a high level of resistance to knocks and scrapes. However due to the hot melt glue application we do recommend an air gap is maintained when fitting against a free standing cooker or other source of heat.

LIGHT FASTNESS

Unlike real timber, our laminate worktops are significantly less prone to fading and changes in colour caused from exposure to sun light.

5 YEAR GUARANTEE

We're so confident that you won't be disappointed with the quality of our worktops that they come with a 5 year guarantee!



Delivery Date (w/c)	Customer Ref:	Date of Order

Customer Details

Name:		
Address:	Delivery address (if different):	
	Site Telephone No:	
Telephone:	Worktop Finish:	End Panel Finish:
Mobile:		
Contact Name:		
Contact Email:		

Qty:	Order Code:	Size:	Qty:	Order Code:	Size:

Drawings:

Thank you for your order

Signed:	Date
---------	------

Please photocopy and use for ordering



Urbantop, Unit B, Redfern Park Way, Birmingham B11 2BF

WWW.URBANTOP.CO.UK